

PLANS PREPARED BY
 MAURICE E. FARR
 PROFESSIONAL ENGINEER
 385 NE KIRBY AVENUE
 ROSEBURG, OR 97470
 PH (541) 957-9442

REGISTERED PROFESSIONAL ENGINEER
 MAURICE E. FARR
 5189
 OREGON
 EXPIRES 12-31-03

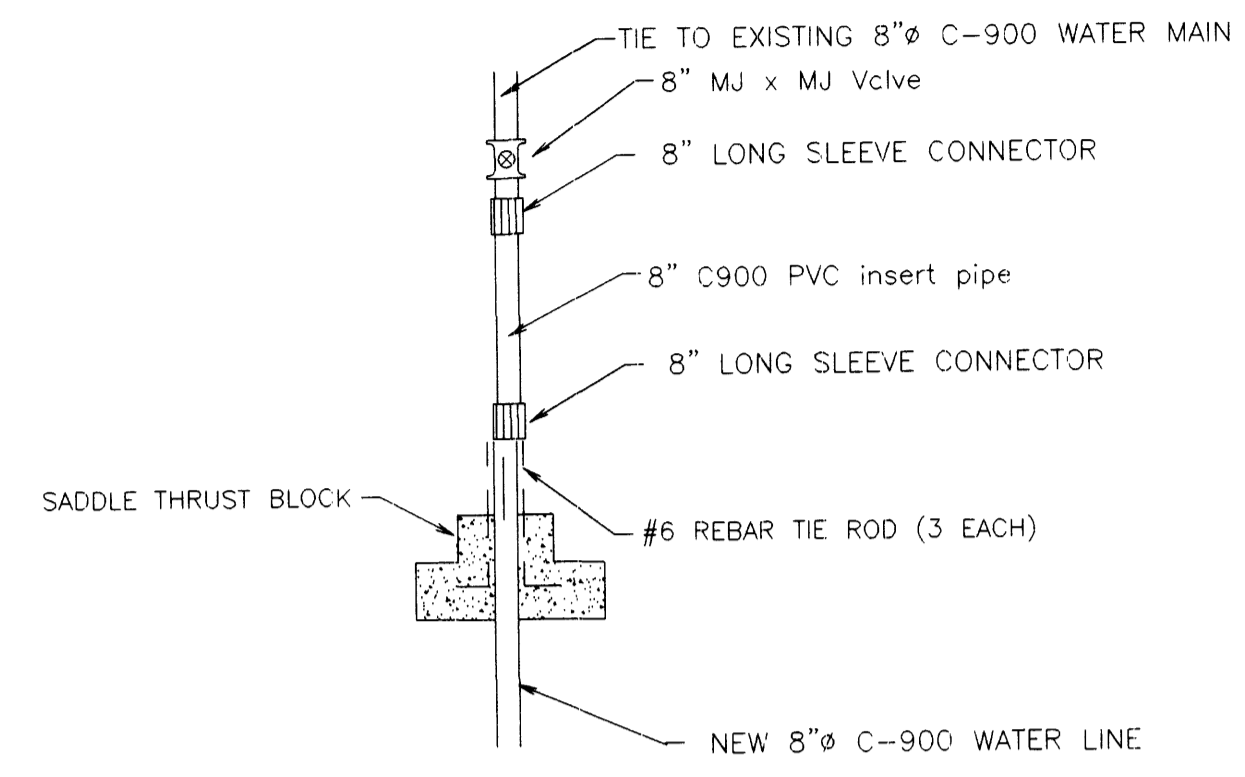
ROSEWOOD ESTATES PHASE IV
 HAPPY VALLEY ROAD
 ROSEBURG, OREGON
 Contractor: Mark Weeks

Potable Water
 System Construction
 Details

SHEET
 4 OF 7

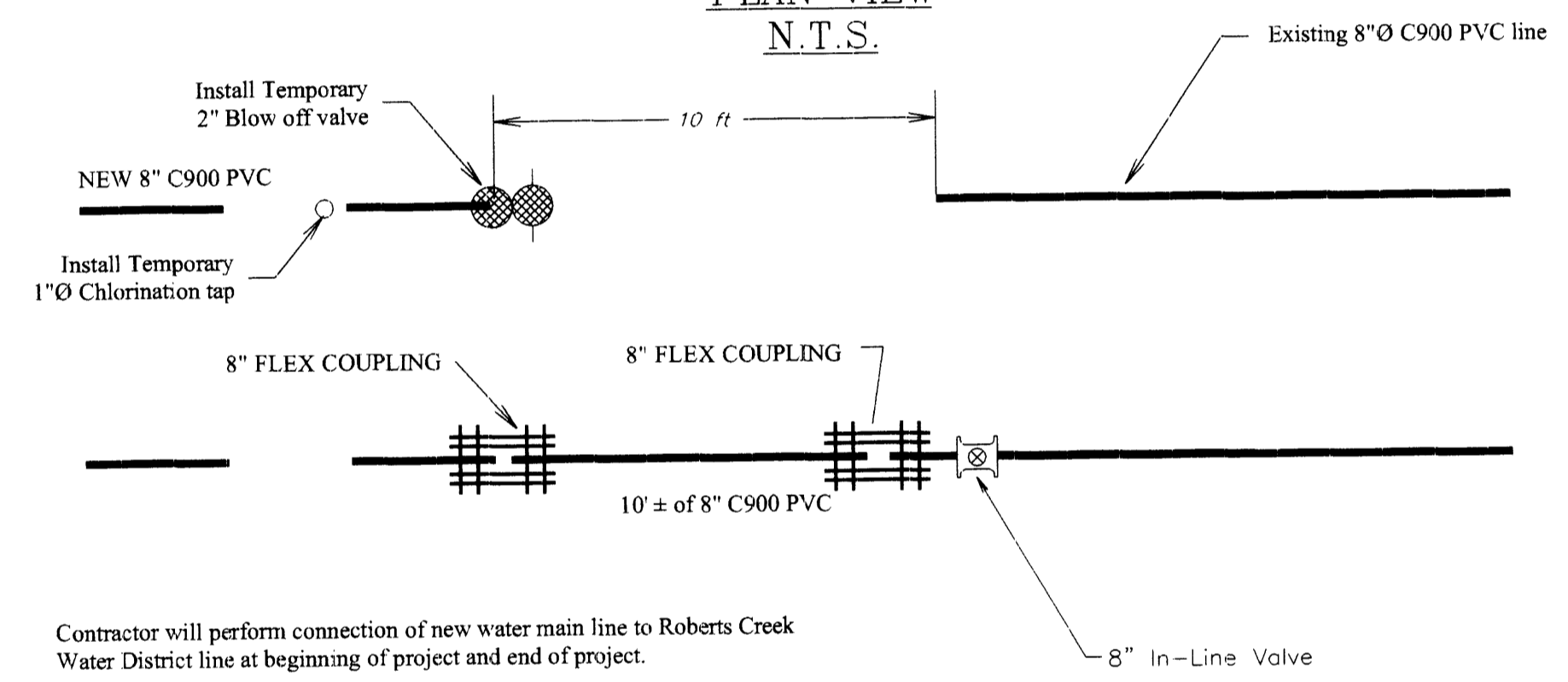
R406WATR

DETAIL 'B'



- MATERIAL LIST
- 1 - 2" BLOWOFF ASSEMBLY
 - 1 - 6" DRESSER COUPLING
 - 1 - CONCRETE SADDLE THRUST BLOCK

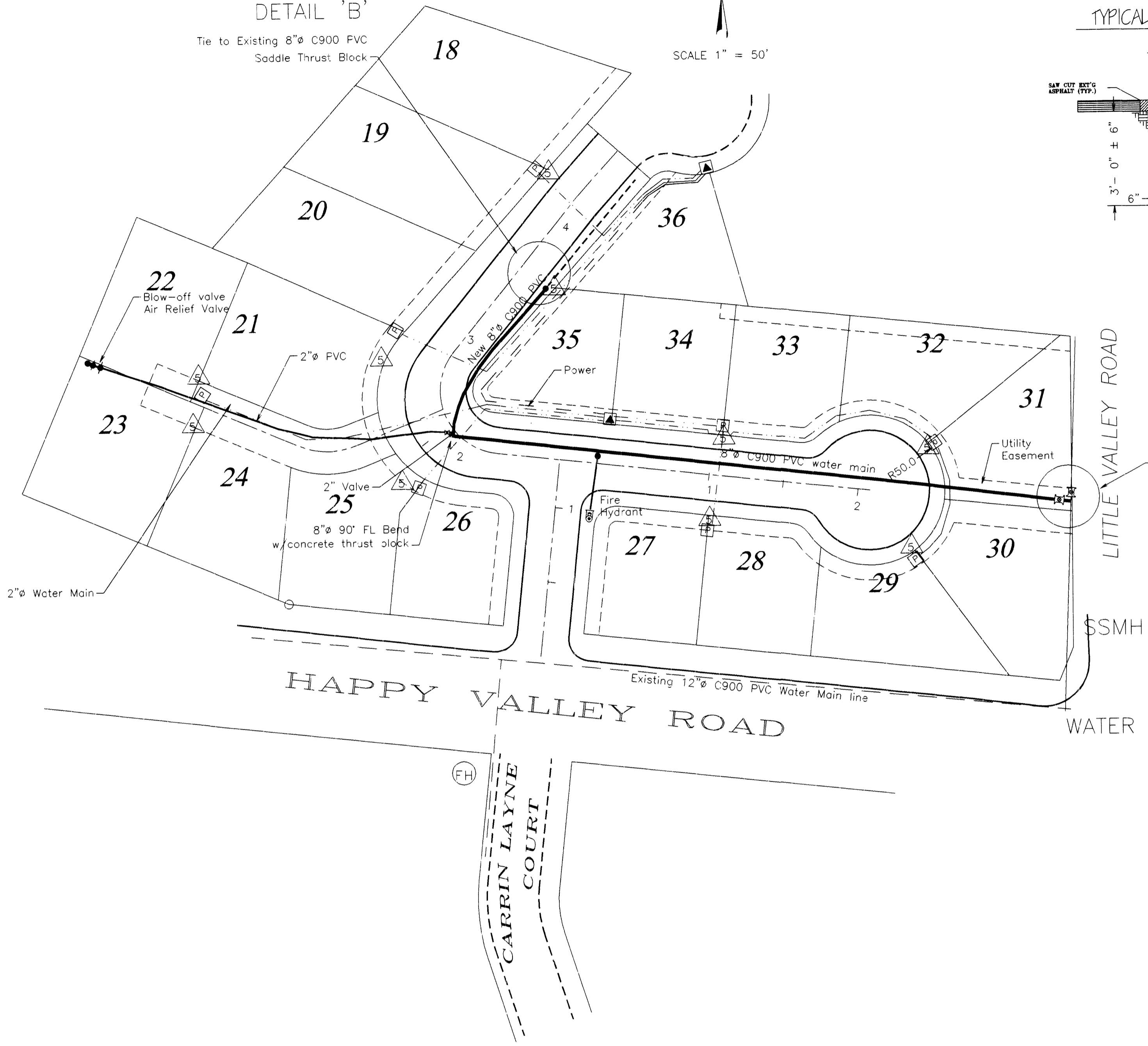
TIE - IN DETAIL 'B'
 PLAN VIEW
 N.T.S.



Contractor will perform connection of new water main line to Roberts Creek Water District line at beginning of project and end of project.

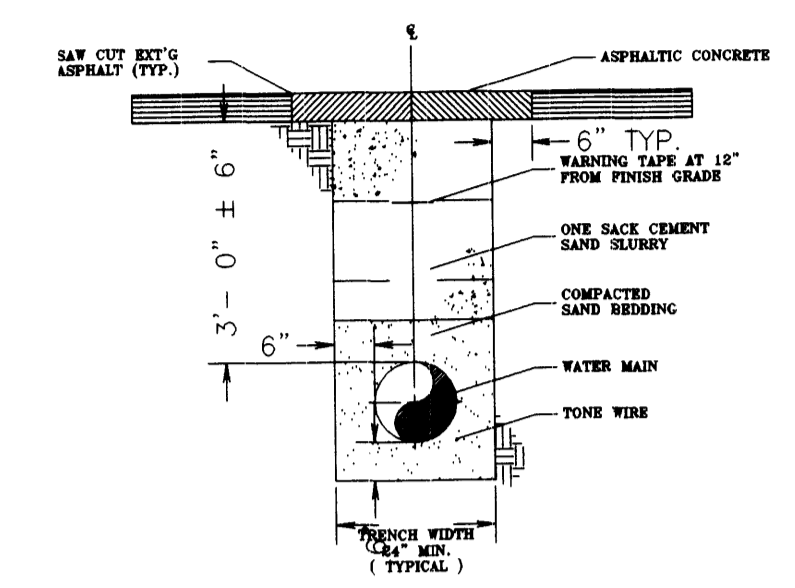
DETAIL 'B'

Tie to Existing 8" C900 PVC Saddle Thrust Block



NORTH
 SCALE 1" = 50'

TYPICAL TRENCH SECTION
 N.T.S.

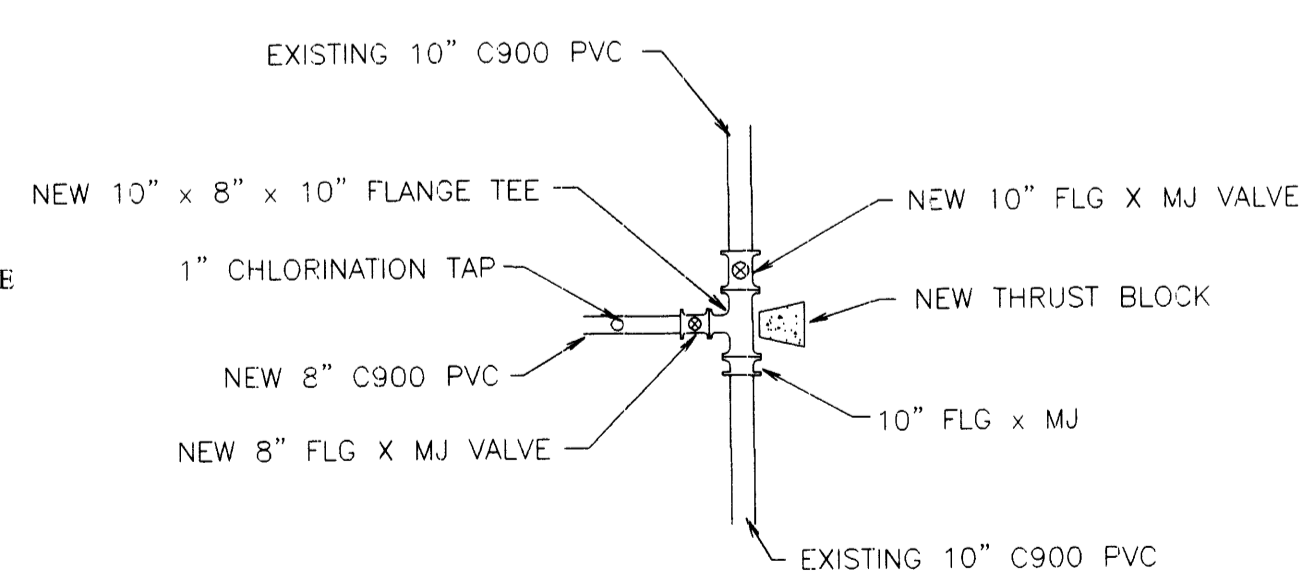


DETAIL 'A'

Tie to existing 10" C900 PVC Roberts Creek Water District main line

DETAIL 'A'

ALL MJ FITTINGS SHALL USE MEGA LUG ASSEMBLY



- MATERIAL LIST
- POT HOLE TO VERIFY LOCATION OF EXISTING UTILITIES
- 1 - 10" x 8" x 10" FLANGE TEE
 - 1 - 8" FLG X MJ VALVE
 - 1 - 10" FLG X MJ VALVE
 - 1 - 10" FLG X MJ CONNECTOR
 - 1 - CONCRETE THRUST BLOCK

LEGEND

- 12 - NEW WATERLINE W/DIAMETER
- - EXISTING WATERLINE
- ⊗ - VALVE
- ⊠ - EXISTING WATER METER (LONG SIDE SINGLE OR DOUBLE METER)
- ⊡ - 1" PVC PIPE TIE TO NEW WATERLINE
- ⊢ - EXISTING WATER METER (SHORT SIDE SINGLE METER)
- ⊣ - 3/4" PVC PIPE TIE TO NEW WATERLINE
- ⊤ - EXISTING WATER METER (SHORT SIDE SINGLE OR DOUBLE METER)
- ⊥ - 1" PVC PIPE TIE TO NEW WATERLINE
- ⊦ - NEW METER - INSTALL 1" SERVICE LINE TAP TO METER BOX LOCATION
- TB - CONCRETE THRUST BLOCK
- FH - NEW FIRE HYDRANT

TIE - IN DETAIL 'A'
 PLAN VIEW
 N.T.S.

