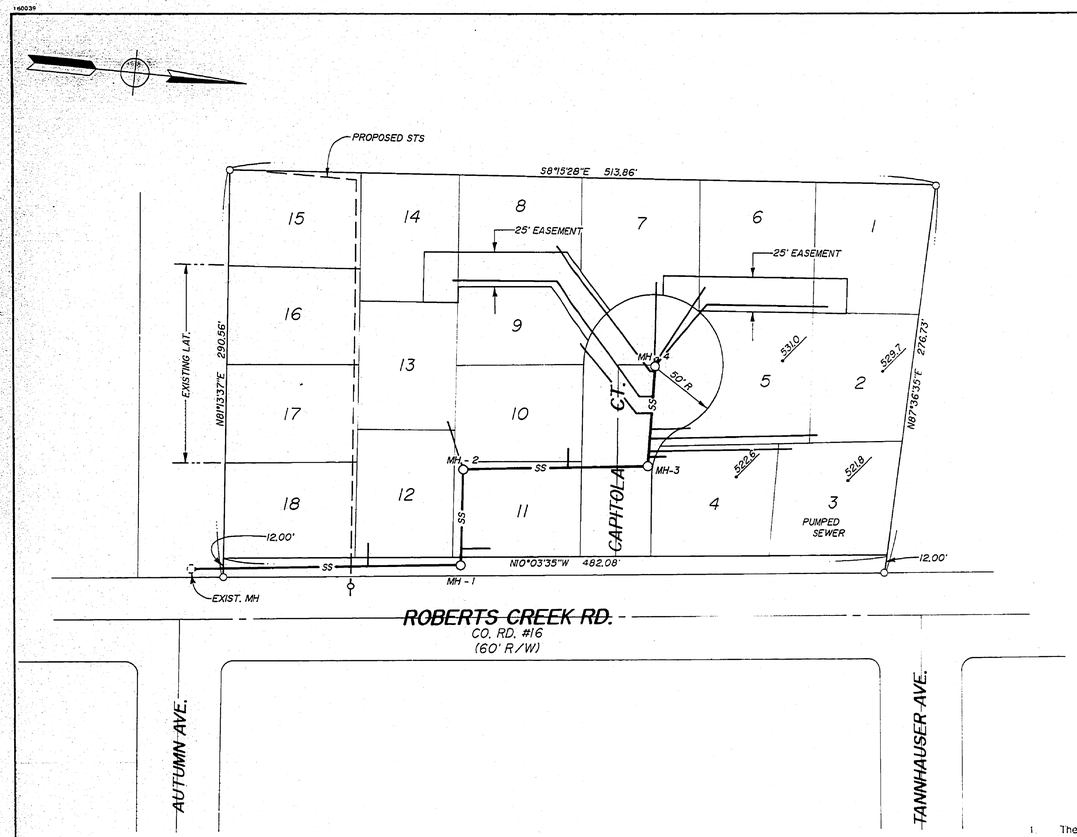

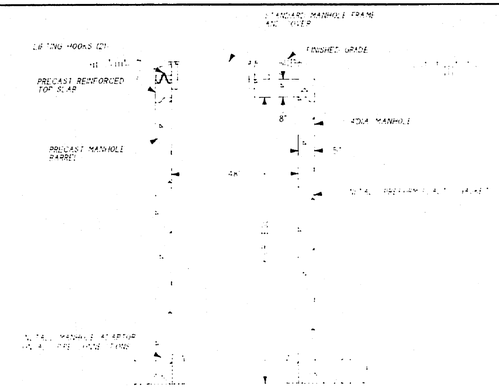

TYPICAL FLAT TOP MANHOLE SECTION

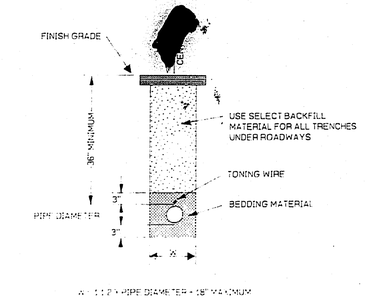

TYPICAL MAINLINE TRENCH DETAIL

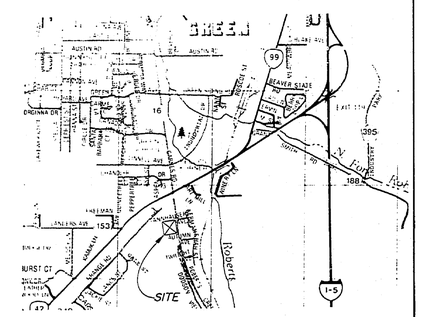

VICINITY MAP

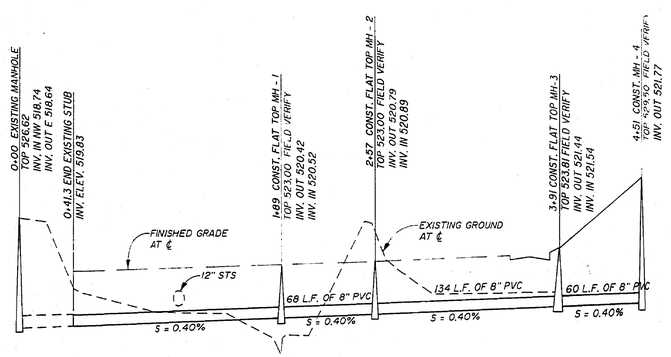

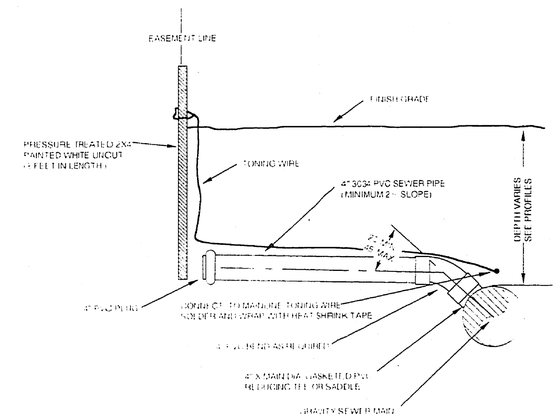

TYPICAL 4" SEWER SERVICE CONNECTION DETAIL

GENERAL NOTES

1. The 1990 edition of the Standard Specifications for Public Works Construction prepared by the American Public Works Association Oregon Chapter will be considered the Standard Specifications with the exception of Division 1 and all measurement and payment sections.
2. Trench backfill shall be Class "B" (3/4"-0 crushed rock) under all streets shoulder to shoulder, and Class "A" (Suitable excavated material) elsewhere unless shown different on trench detail or in specs. All trenches will be compacted with hand operated pneumatic compactor.
3. The contractor shall replace any and all survey monuments which are affected by the construction. All monuments will be reset by a licensed land surveyor.
4. Locations shown on engineering drawings are approximate. The exact location will be staked in the field by the engineer. Contractor to give 7 days notice to engineer for stakes.
5. Contractor shall maintain a minimum horizontal separation of 10 feet between water main and sewer mains measured edge to edge.
6. 14 gage copper toning wire approved for direct bury shall be placed in all trenches where pipe has been laid. Except for water lines which shall have 12 gage wire.
7. The contractor shall notify all affected utility companies for locations of mainline and service line locations prior to digging. Utilities which are damaged and were marked properly will be repaired by the contractor at his cost. Utilities which are damaged by the contractor that were unmarked or improperly marked will be paid for by the owner of the affected utility. Contractor to contact "ONE-CALL" at least 48 hours prior to construction at 673-6676.

GENERAL SANITARY SEWER NOTES

1. All sanitary sewer work shall be in conformance with Green Sanitary district Specifications and Ordinance. In cases of conflict Green Sanitary district Specifications shall take precedence over the Standard Specifications.
2. Sanitary sewer laterals shall be constructed in accordance with Oregon State Department of Commerce, Building Codes Division, 1988 Uniform Plumbing Code and its amendments, except for 8" and larger public sewers which shall be constructed in accordance with DEQ standards for public sewers and to the lines, grades and details shown on the plans. 4" and 6" laterals shall be PVC ASTM 3034. All lines shall have toning wire installed in the trench for future locating.
3. All sewer laterals shall be air tested in accordance with applicable code.

FILED
Date: 10-27-98 By: JP
This survey consists of:
Map:
Narrative:
Corner Rpt:
DOUGLAS COUNTY SURVEYOR

i.e. ENGINEERING
548 S.E. Jackson St. Suite 3
Roseburg, Oregon 97470
PHONE (503) 673-0166
FAX (503) 440-9392

STAMP MUST BE SEALED
REGISTERED PROFESSIONAL ENGINEER

Rev.	Date	Description
1	10/9/98	AS-BUILTS
2	10/9/98	AS-BUILTS

Project Name: MADISON HOMESITES
Title: SANITARY SEWER PLAN & PROFILE

DES O.K.	PROJECT NO. 730-03
DWG D.F.	DATE: JULY, 1994
CHK O.K.	SCALE: HORIZ. 1" = 50', VERT. 1" = 5'
APP M.A.P.	SHEET 1 OF 1

403SANIT

CO. RD. #403

88