

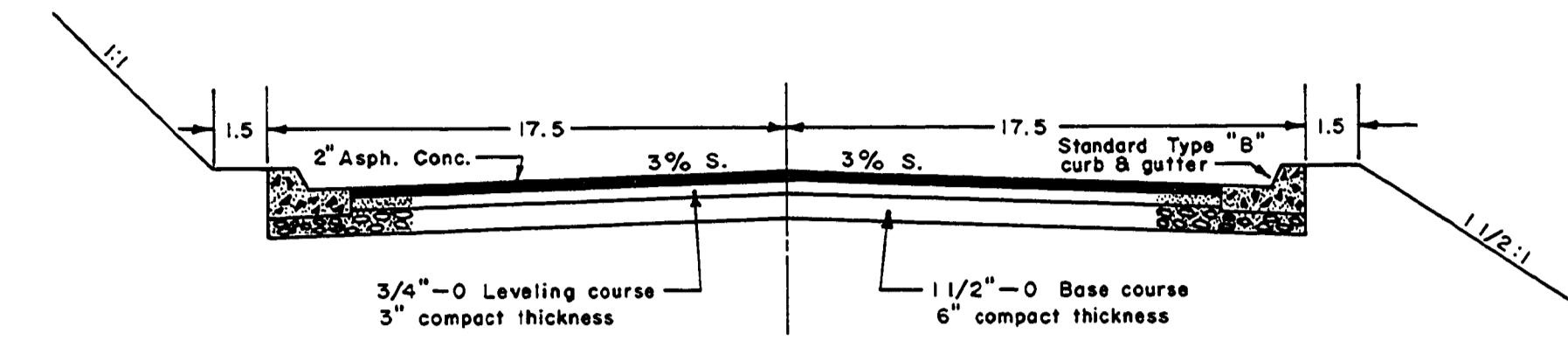
DOUGLAS COUNTY, OREGON  
 PLANS FOR PROPOSED CONSTRUCTION PROJECT  
 GRADING, SURFACING & STORM DRAINS

**THORA CIRCLE DRIVE  
 ROAD NO. 335**

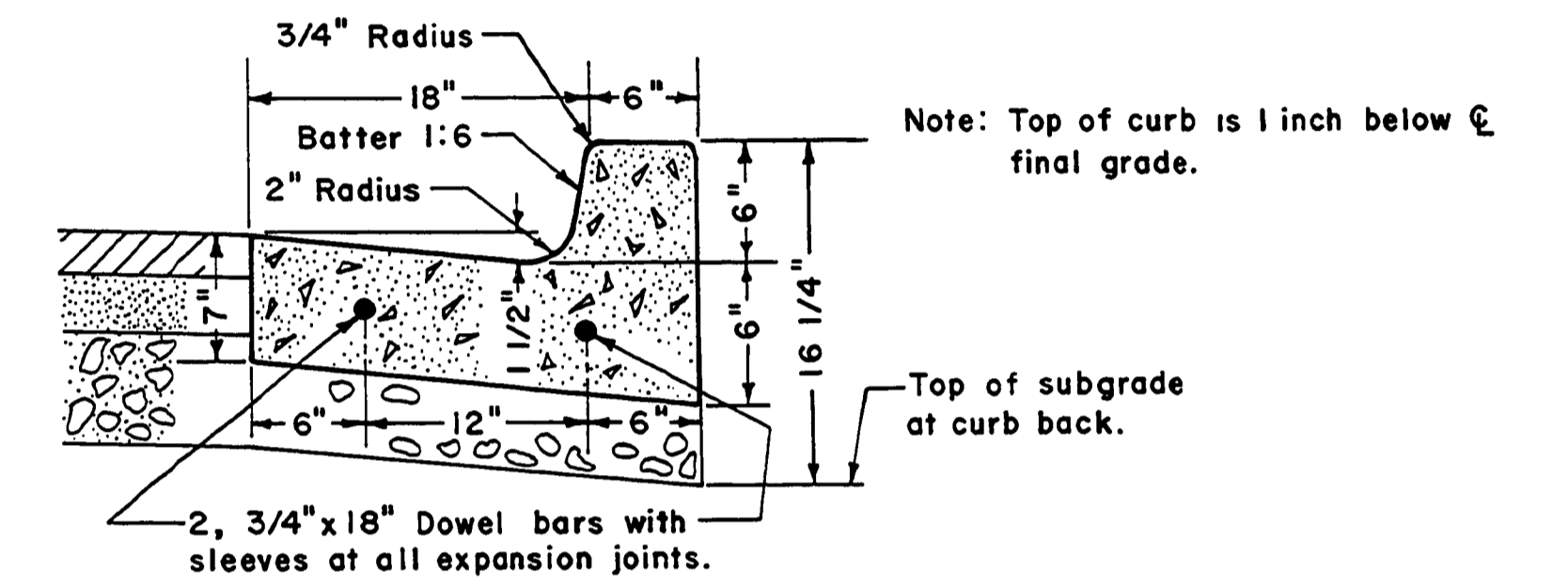
Owner: Saddle Butte Development Co.  
 % L & H Lumber Co.  
 Sutherlin, Oregon

Engineer: Shaner Engineering  
 Roseburg, Oregon

Saddle Butte Estates, Winchester, Oregon



Typical Section




Paved by Slippform Paver

Typical Curb

Note: 3" Weep holes every 40 feet.

Sheet Index	
Sheet No.	Description
—	Title Sheet
1-3	Plan & Profile

Revised October 13, 1972



DOUGLAS COUNTY ROAD DEPT.  
 THORA CIRCLE DRIVE RD. NO. 335  
 August 1972 Title Sheet  
 George E. Grubb, County Engr.

As built April 5, 1974

Co. Rd. # 335

Title Sheet