
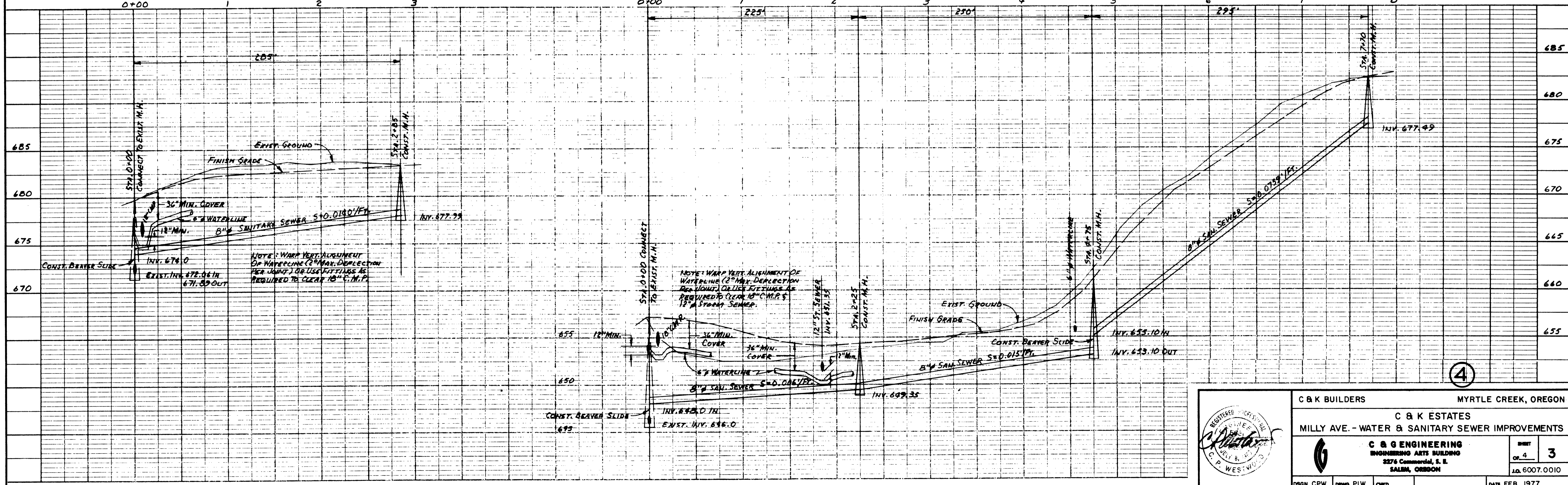
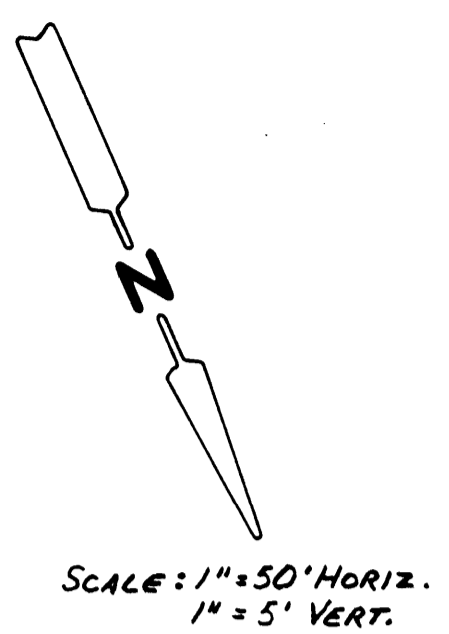


NOTE:  
 SEWER LATERALS TO LOTS 3 & 4  
 SHALL BE CONSTRUCTED OF  
 A.C. MATERIAL AT A 1% GRADIENT

NOTE:  
 BACKFILL FOR WATER & SEWER MAINS SHALL  
 BE GRANULAR MATERIAL.  
 BACKFILL FOR WATER & SEWER HOUSE SERVICES  
 SHALL BE GRANULAR MATERIAL FROM MAIN TO 2'  
 BEHIND CURB & NATIVE MATERIAL FROM THAT  
 POINT TO R/W.

NOTE:  
 AFTER CURB IS FINISHED (PRIOR TO FINAL SET), A  
 "W" AND/OR AN "S" SHALL BE STAMPED IN TOP OF  
 CURB OVER EACH WATER & SEWER HOUSE SERVICE  
 LOCATION.



C & K BUILDERS MYRTLE CREEK, OREGON  
 C & K ESTATES  
 MILLY AVE. - WATER & SANITARY SEWER IMPROVEMENTS  
 C & K ENGINEERING  
 ENGINEERING ARTS BUILDING  
 2276 Commercial, S. E.  
 SALMA, OREGON  
 SHEET 3 OF 4  
 J.D. 6007.0010  
 OSBN. CPW DRWG. PIW CHD. DATE FEB. 1977

00000022