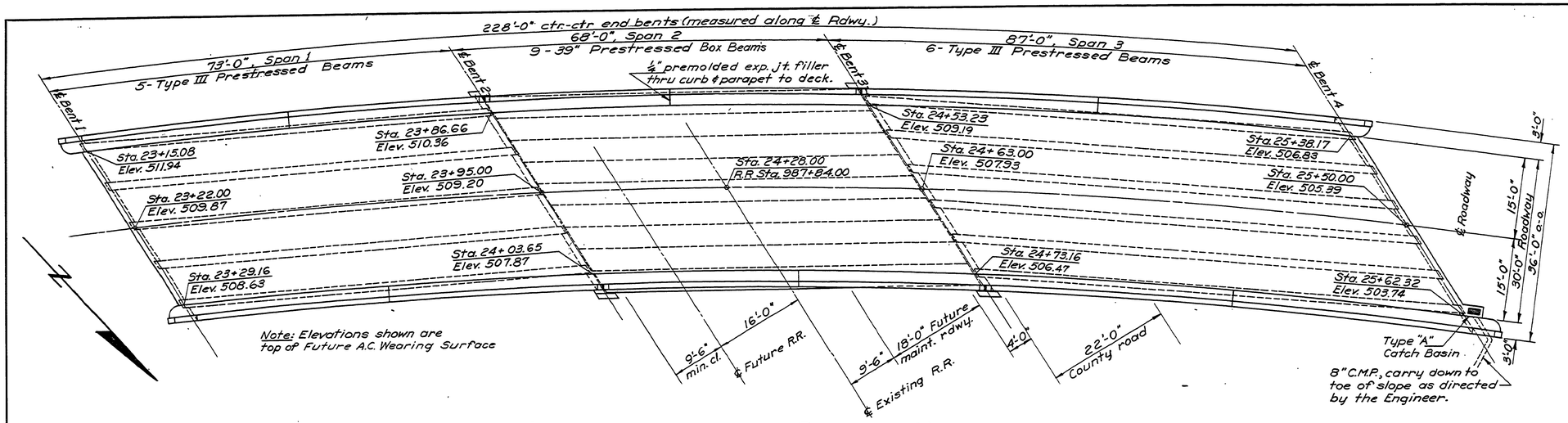

PLAN

Scale: 1" = 10'-0"

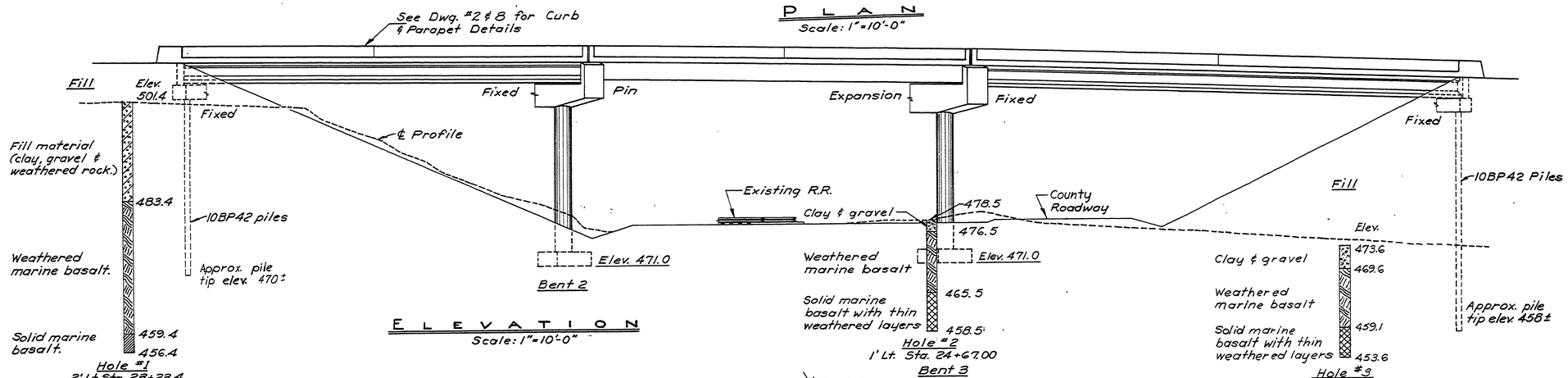

ELEVATION

Scale: 1" = 10'-0"

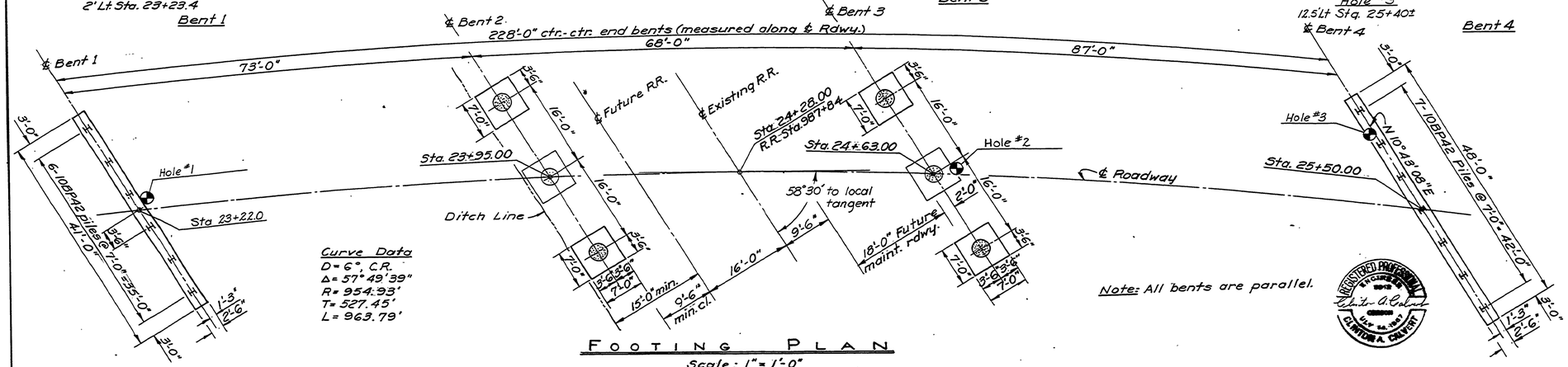

FOOTING PLAN

Scale: 1" = 1'-0"

Curve Data
D = 6°, C.R.
Δ = 57° 49' 39"
R = 954.93'
T = 527.45'
L = 963.79'

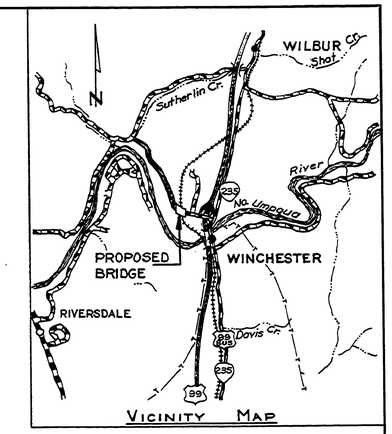

GENERAL NOTES:

Bridge designed for HS20-44 loading with an allowance for A.C. wearing surface in accordance with the current "Standard Specifications for Highway Bridges" of the American Association of State Highway Officials and the Oregon State Highway Department.

All concrete except that in the deck and precast prestressed elements shall be Class "A" and shall have a design strength of 3300 psi in 28 days. (f'_c = 1320 psi). Concrete for the deck shall be Class "A" and shall have a design strength of 4000 psi in 28 days. (f'_c = 1600 psi). For concrete in the precast prestressed beams see sheets 4 & 5.

All reinforcing steel except that used for prestressing strands shall be intermediate grade deformed bars. Bars No. 3 thru 11 shall conform to A.S.T.M. Specification A-305 and shall be lapped 20 diameters at all splices unless noted or shown otherwise. (f_s = 20,000 psi). All bars shall be placed 2" clear of the nearest face of concrete unless noted or shown otherwise.

Prestressing strands shall be as called for on sheets 4 & 5.

All steel piling shall be 10BP42 and shall be driven to a minimum bearing of 45 Tons per pile.

Footing elevations are subject to change depending on foundation material encountered. Reinforcing steel for the columns shall not be fabricated until final footing elevations have been established.

All materials and workmanship shall conform to the Standard Specifications for Highway Construction of the Oregon State Highway Department.

OREGON BRIDGE ENGINEERING COMPANY
CONSULTING ENGINEERS — EUGENE, OREGON

DEL RIO OVERCROSSING OF THE S.P.R.R. FOR DOUGLAS COUNTY, OREGON

PLAN AND ELEVATION

DRN R.C.	DATE 3-4-68	PROJECT NO. 8-3	DWG NO. 1 OF 8
CKD	DATE	FILE NO. 929	

REGISTERED PROFESSIONAL ENGINEER — CLINTON A. CALVERT

0000SPRR

Co. Rd. #115 ~ S.P.R.R. Overcrossing — Sht. 1 of 8 (69)

EUGENE DIETZGEN CO.