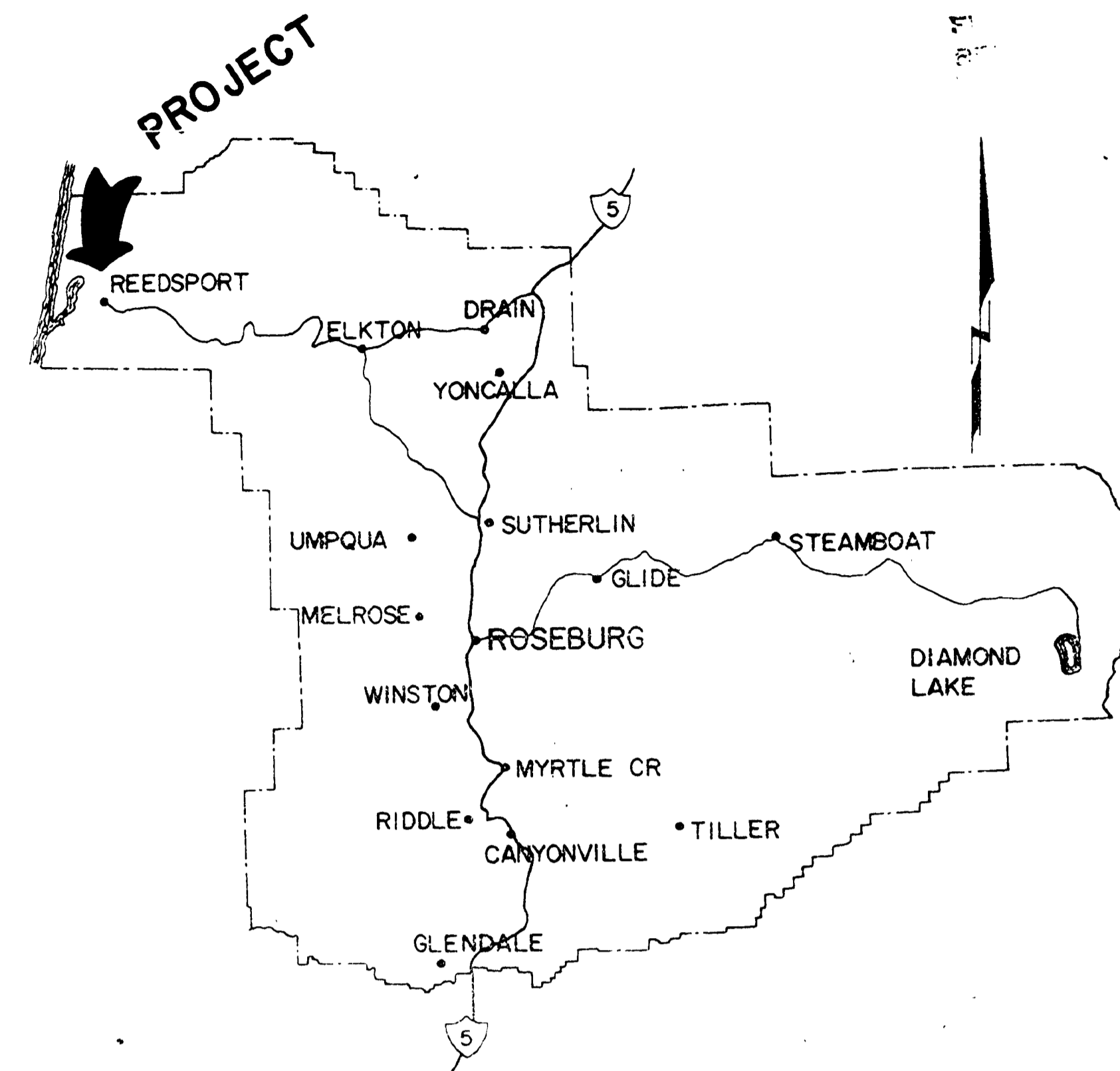
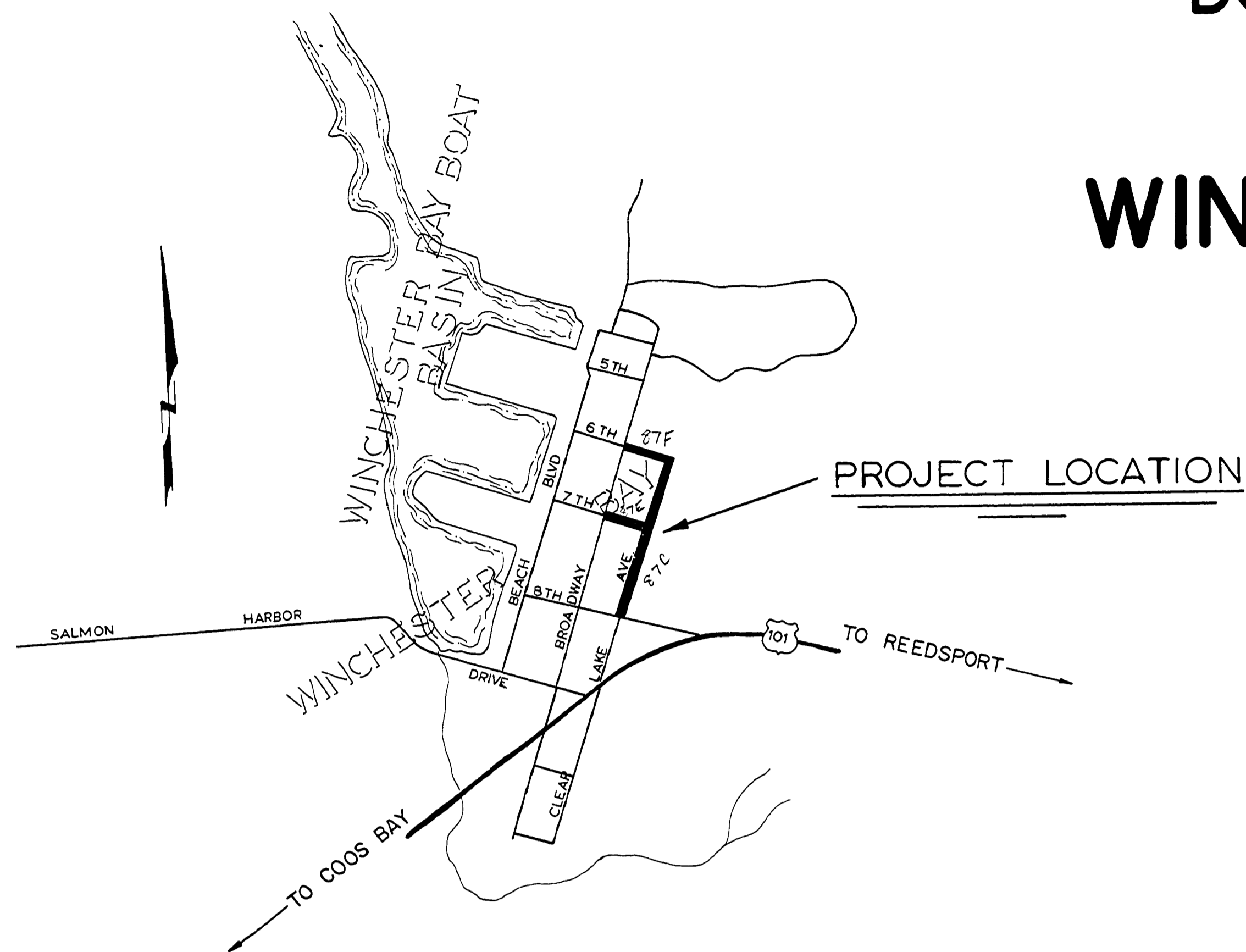


DOUGLAS COUNTY, OREGON

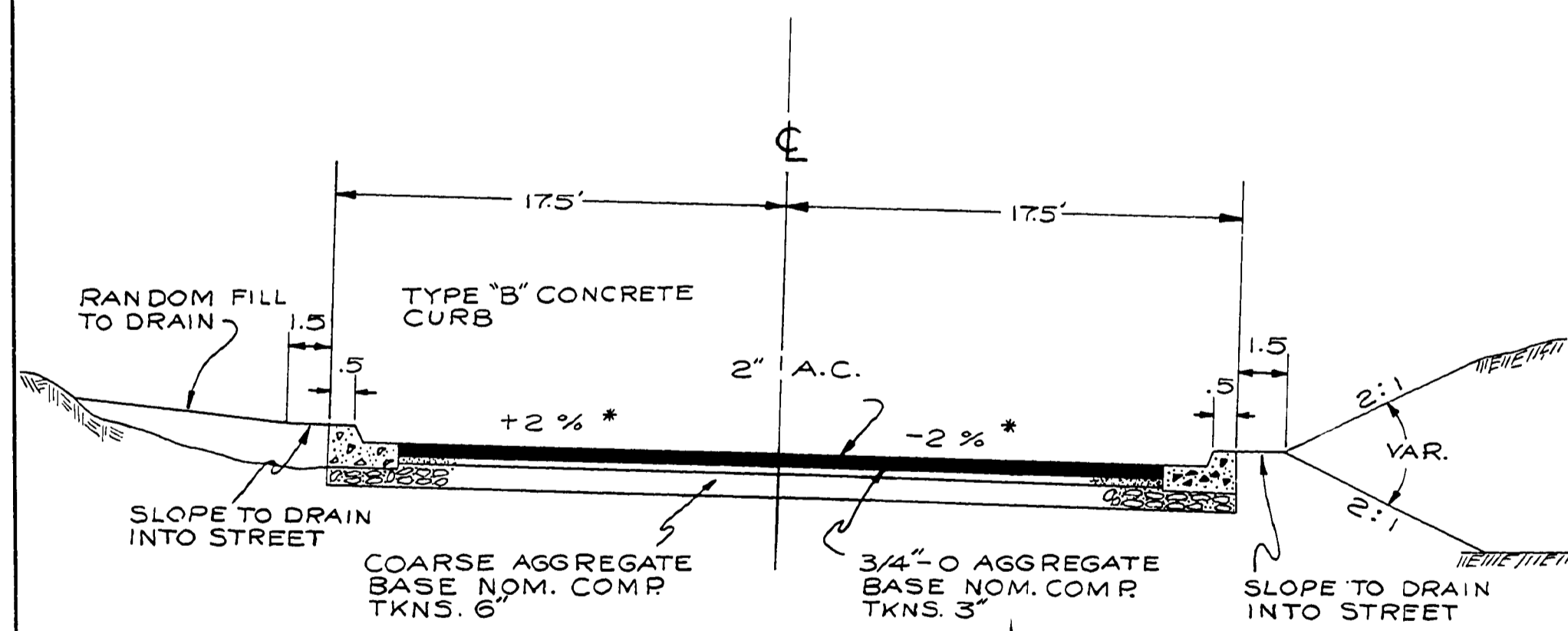
PLANS FOR PROPOSED PROJECT GRADING & SURFACING

WINCHESTER BAY STREETS ROAD 87A

— 1974 —



| QUANTITY SUMMARY | | | |
|------------------|-----------------------------------|-------|----------------|
| | ITEM | UNIT | TOTAL QUANTITY |
| 1 | CLEARING & GRUBBING | L-SUM | ALL |
| 2 | GENERAL EXCAVATION | C-Y | 2,635 |
| 3 | TRENCH EXCAVATION | C-Y | 30 |
| 4 | FINISHING ROADBED-SLOPES | L-SUM | ALL |
| 5 | WATERING | M.GAL | 160 |
| 6 | WEEKEND WATERING | M.GAL | 20 |
| 7 | COARSE AGGREGATE BASE | C.Y. | 1,050 |
| 8 | 3/4" O AGGREGATE BASE | C.Y. | 500 |
| 9 | CLASS "B" A.C. PAVEMENT | TON | 500 |
| 10 | 3/4" O 1N PRIME COAT | C.Y. | 40 |
| 11 | ASPHALT IN PRIME COAT | TON | 10 |
| 12 | 12" CULV. PIPE | L.F. | 80 |
| 13 | 12" TEES | EACH | 2 |
| 14 | CATCH BASIN TYPE A | EACH | 1 |
| 15 | CATCH BASIN TYPE A-1 | EACH | 4 |
| 16 | ADJUST MANHOLE | EACH | 3 |
| 17 | ROOF DRAIN CONNECTIONS | EACH | 5 |
| 18 | EXTRA FOR AC. APPROACHES | EACH | 24 |
| 19 | TYPE "B" CONCRETE CURB | L.F. | 2,390 |
| 20 | 1" POLY. MUNICIPAL SERVICE LINE | L.F. | 430 |
| 21 | 3/4" POLY. MUNICIPAL SERVICE LINE | L.F. | 270 |
| 22 | TEE ASSEMBLY | EACH | 7 |



TYPICAL SECTION
ENTIRE PROJECT

INDEX OF DRAWINGS
 SHEETS #1 COVER SHEET
 #2 RD PLANS
 #3 STORM SEWER PLANS
 STANDARD DWGS. 2,4 & 9
 6 SHEETS TOTAL

NOT REVISED
AS CONSTRUCTED



AS CONSTRUCTED 10/25/74 M.M.
 DOUGLAS COUNTY ROAD DEPT.
WINCHESTER BAY STREETS
 RD. NO. 87A
 1974 SHT. 1
 GEORGE E. GRUBB COUNTY ENGR

000002C