PIPE LIST, MAIL BOX STAND, DRIVEWAY TYPICALS & SLOPE STAKE EXAMPLE

PIPE LIST

STATION	DIAMETER	LENGTH	MATERIALS: ALUMINUM			MATERIALS: GALV. STEEL			MATERIALS: CONCRETE		TRENCH EXC.	REMARKS
			ANNULAR CORR.	HELICAL CORR.	ASPHALT COATED	ANNULAR CORR.	HELICAL CORR.	ASPHALT COATED	CLASS III	CLASS V		STRUTTED END TREATMENT, IMPERFECT TRENCH ETC.
	INCHES	FEET	GAGE			GAGE			Concrete pipe through 18" may be unreinforced if strength meets class 3 bearing requirements.		CU. YDS.	
25+05	12	50				16	16	✓		✓	17	CONDUIT
26+40	18	56				16	16	✓		✓	18	
29+50	18	36				16	16	✓		✓	12	
30+40	12	40				16	16	✓		✓	9	D/W RT
31+25	12	40				16	16	✓		✓	9	D/W LT
35+55	30	40				14	14	✓		✓	23	
40+45	18	42				16	16	✓		✓	14	
45+00	18	40				16	16	✓		✓	13	
48+00	18	40				16	16	✓		✓	13	
51+50	24	45				16	16	✓		✓	20	
A 3+24	12	40				16	16	✓		✓	9	D/W RT

NOTE: PIPE LENGTHS & LOCATIONS TO BE VERIFIED IN FIELD.

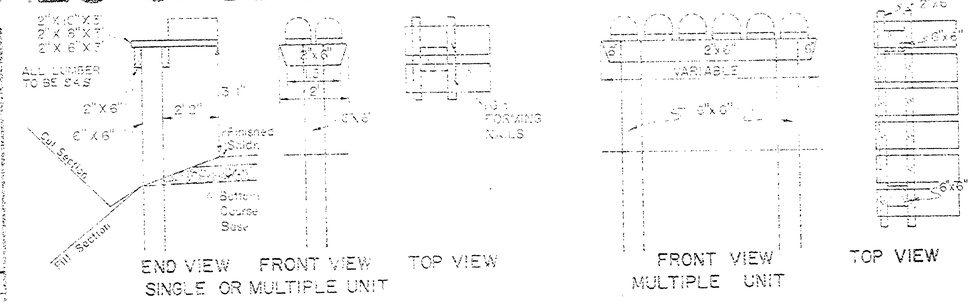

NOTE: ALL POSTS TO BE CEDAR OR TREATED FIR. POSTS TO BE SET A MINIMUM OF 24" BELOW THE SURFACE OF THE GROUND.

TYPICAL MAIL BOX STAND

FILED RECEIVED
JUL 1 5 1975
COUNTY SURVEYOR
DOUGLAS COUNTY, ORE.

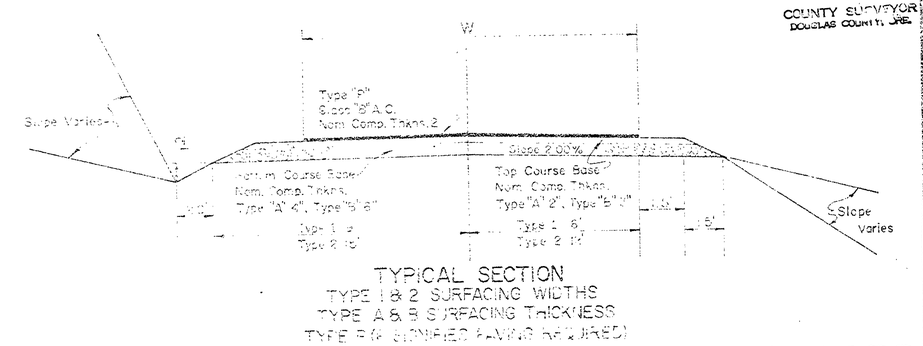

TYPICAL SECTION
TYPE 1 & 2 SURFACING WIDTHS
TYPE A & B SURFACING THICKNESS
TYPE B (A SIMPLIFIED PAVING REQUIRED)

RURAL DRIVEWAY & ROAD APPROACH STANDARD

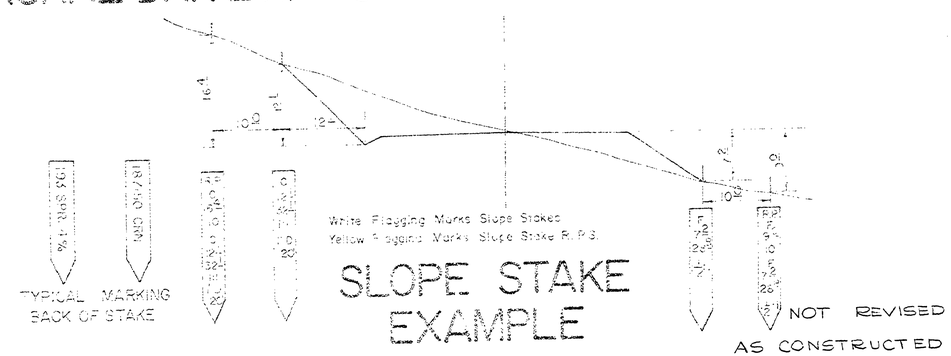

SLOPE STAKE EXAMPLE

PLAN AND PAY LENGTH

ARCH TYPE
C.M.P. CULVERTS

1. PLAN AND PAY LENGTH FOR ARCH AND CIRCULAR PIPE SIZED WITH BEVELED ENDS, IS TO THE BOTTOM OF PIPE
2. MULTI-PLATE PLAN AND PAY LENGTH IS CENTER LINE PAYMENT.
DRIVEWAY RADII ARE FROM SHOULDER OF ROAD.

JOB NAME GREEN VALLEY HWY
JOB NUMBER 76
DATE 1972
Douglas County Road Dept.
PIPE LIST, MAIL BOX STAND RURAL DRIVEWAY & SLOPE STAKE EX.
1972 Stnd. Dwng. 1

00000TYPI

C. Rd. # 76 1972

21