

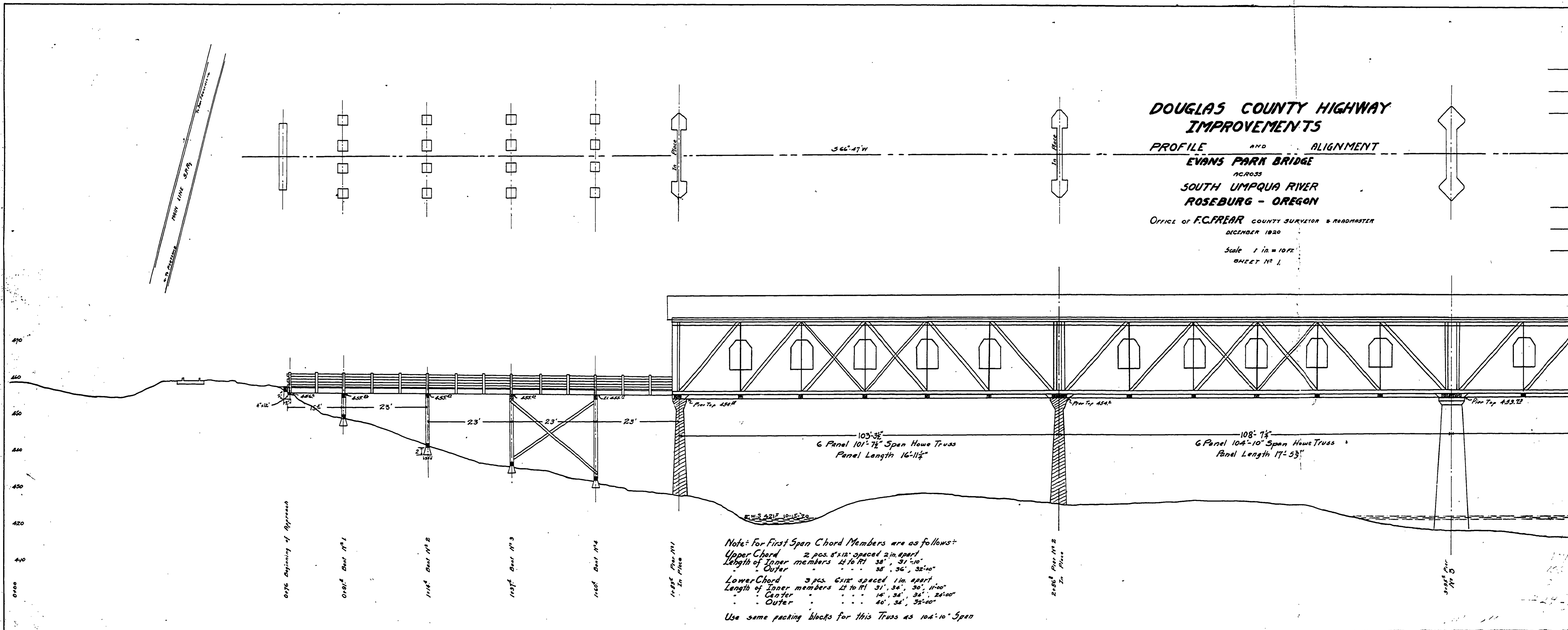
**DOUGLAS COUNTY HIGHWAY IMPROVEMENTS**

PROFILE AND ALIGNMENT

**EVANS PARK BRIDGE**  
ACROSS  
**SOUTH UMPQUA RIVER**  
**ROSEBURG - OREGON**

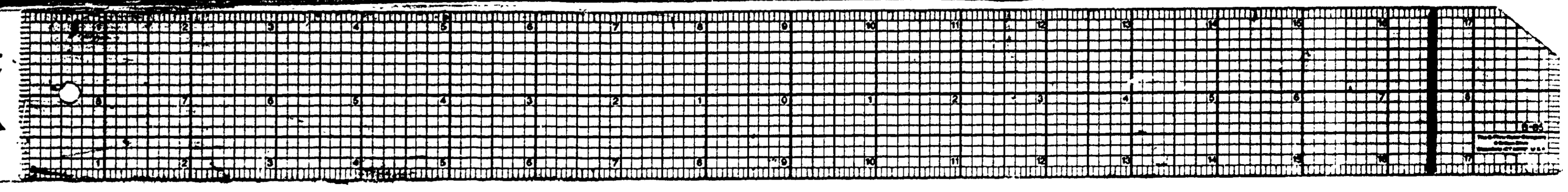
OFFICE OF F.C. FREAR COUNTY SURVEYOR & ROADMASTER  
DECEMBER 1920

Scale 1 in. = 10 ft.  
SHEET NO. 1.



Note: For First Span Chord Members are as follows:  
 Upper Chord 2 pos. 8"x12" spaced 2 in. apart  
 Length of inner members 24' 10" 38' 31' 50"  
 Outer 38' 36' 32' 00"  
 Lower Chord 3 pos. 6"x8" spaced 1 in. apart  
 Length of inner members 21' 10" 31' 36' 30' 11' 00"  
 Center 14' 36' 36' 24' 00"  
 Outer 40' 34' 35' 00"  
 Use same packing blocks for this Truss as 104'-10" Span

30 X



**DOUGLAS COUNTY HIGHWAY IMPROVEMENTS**

PROFILE AND ALIGNMENT

**EVANS PARK BRIDGE**  
ACROSS  
**SOUTH UMPQUA RIVER**  
**ROSEBURG - OREGON**

Office of **F.C. FREAR** COUNTY SURVEYOR & ROADMASTER  
DECEMBER 1920

Scale 1 in = 10 ft  
SHEET NO. 1

APPROVED BY

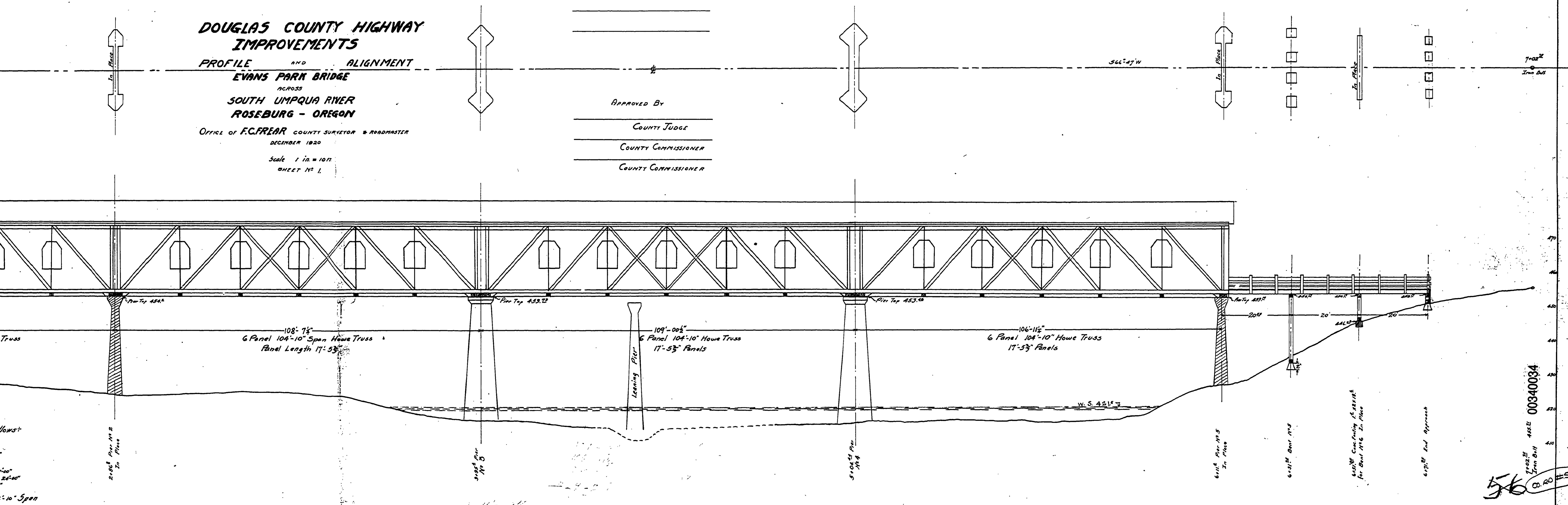
*F. C. Frear*

APPROVED BY

COUNTY JUDGE

COUNTY COMMISSIONER

COUNTY COMMISSIONER



00340034  
56  
8 20 53  
Drawing No 33

