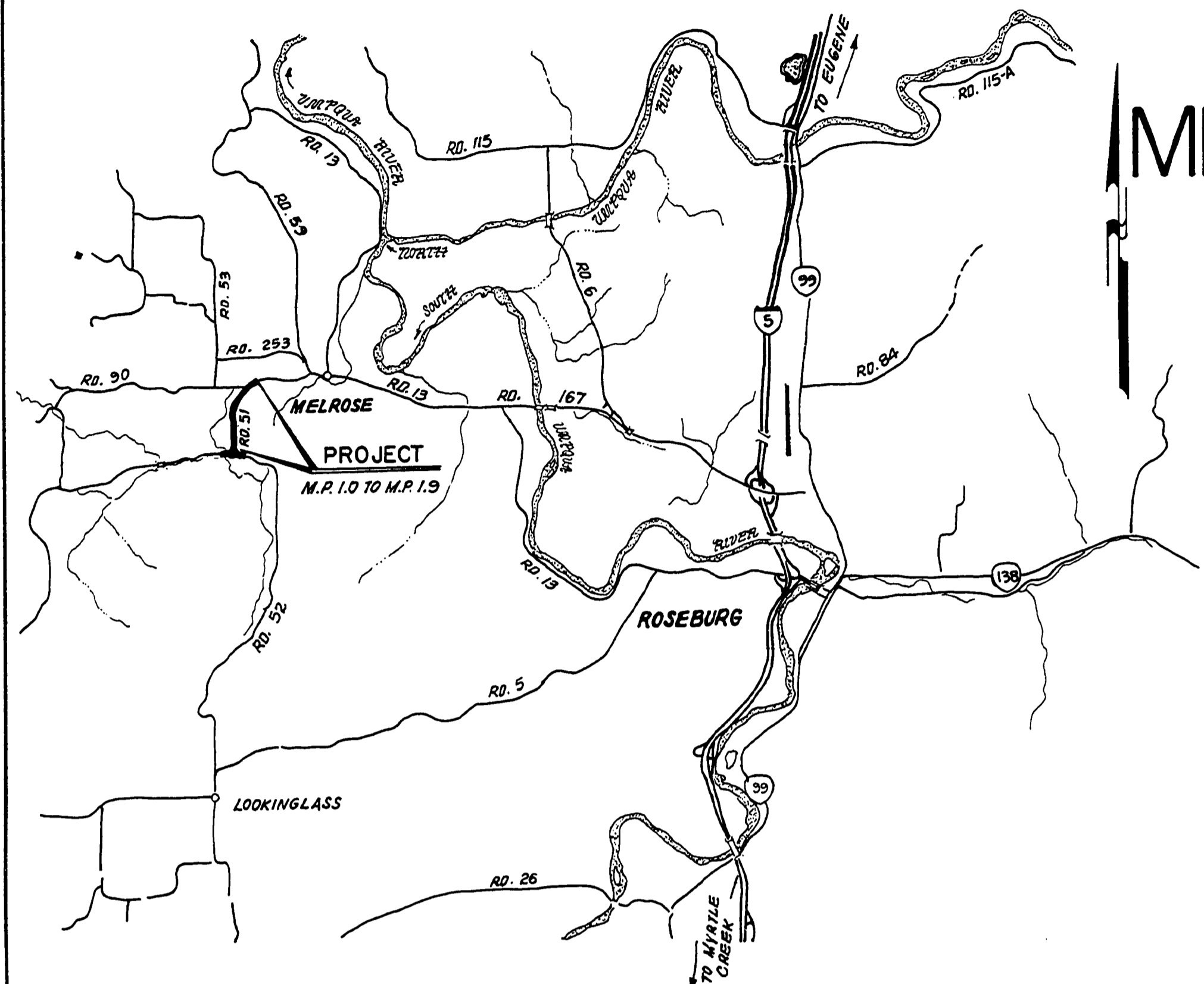
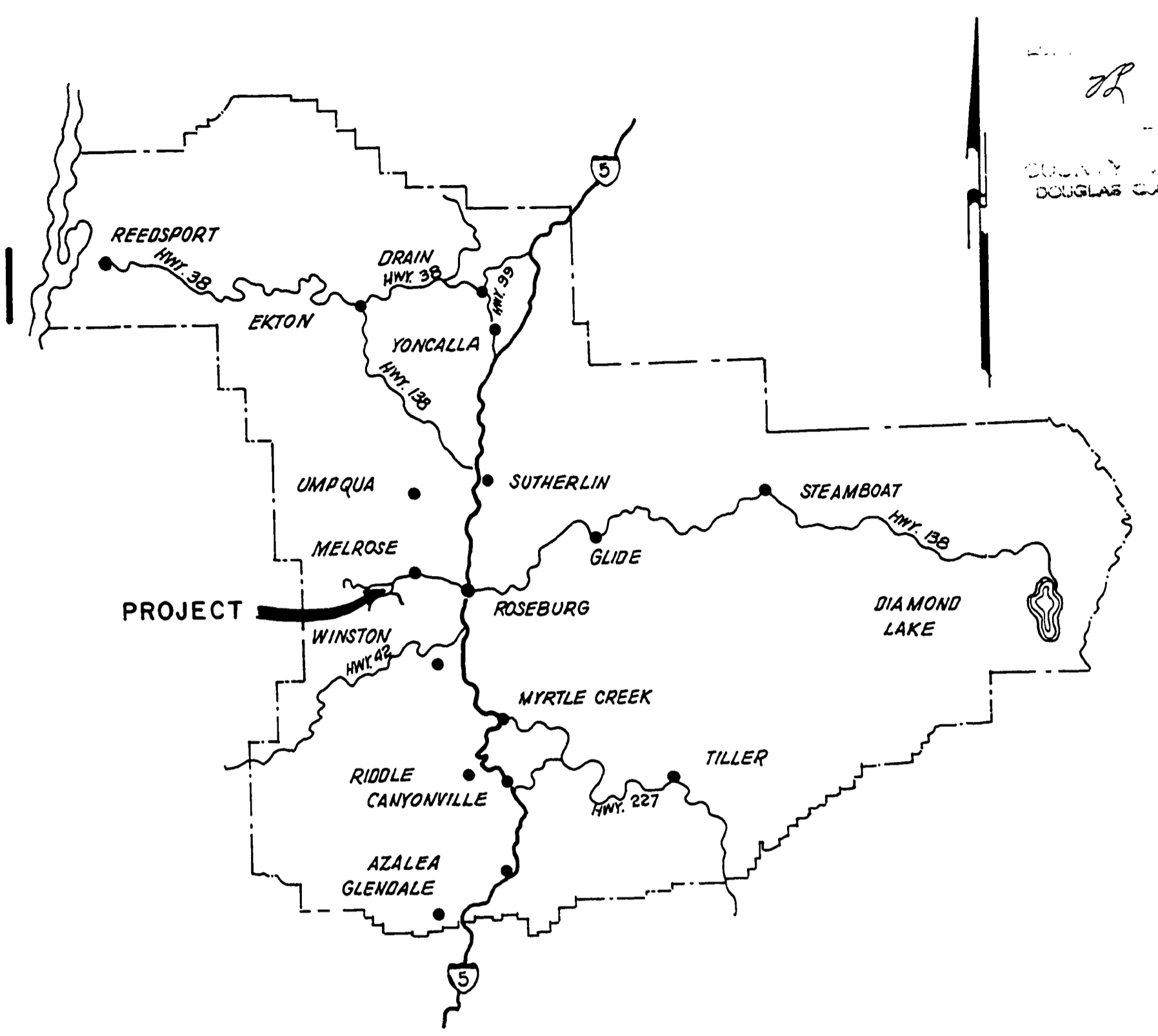


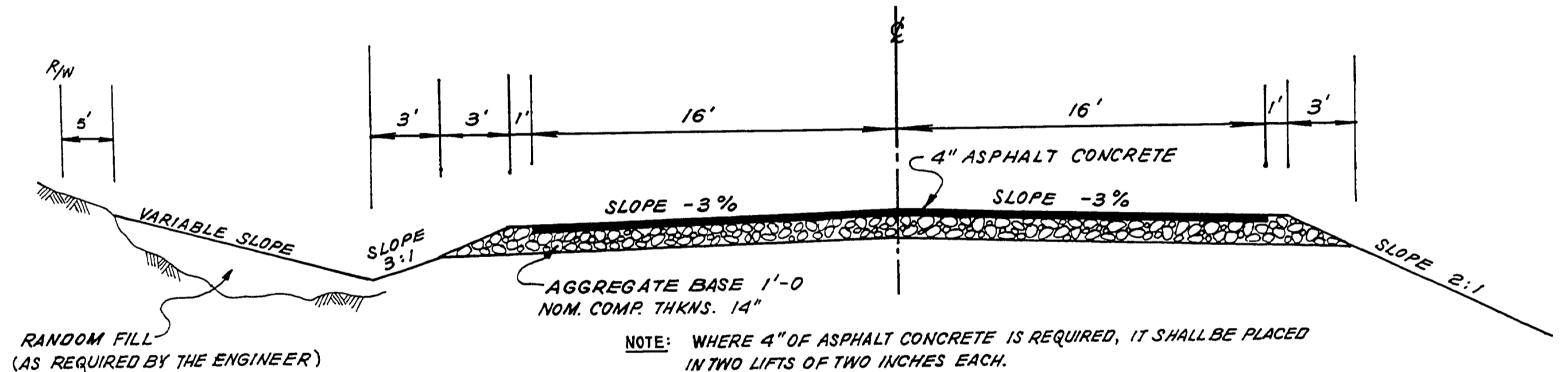
# DOUGLAS COUNTY, OREGON PLANS FOR PROPOSED PROJECT RECONSTRUCTION OF MELROSE-FLOURNOY VALLEY RD. NO. 51 M.P. 1.0 TO M.P. 1.9 1986



**LOCATION MAP**  
NO SCALE



**VICINITY MAP**  
NO SCALE



**TYPICAL ROADWAY SECTION**  
"L" STATION 77+00 TO "L" STATION 122+00  
"D" STATION 10+50 TO "D" STATION 17+00

**NARRATIVE**

PURPOSE OF THIS SURVEY WAS TO MONUMENT AND ACQUIRE ADDITIONAL ROAD RIGHT-OF-WAY. EXISTING RIGHT-OF-WAY WAS DETERMINED FROM THE CENTERLINE OF THE EXISTING COUNTY ROAD NO. 51. EXISTING RIGHT-OF-WAY WIDTH DETERMINED FROM ROAD RECORD 2-332 AND COURT JOURNAL 3-357.

BEARINGS SHOWN HEREIN ARE BASED ON THE OREGON STATE PLANE COORDINATE SYSTEM, SOUTH ZONE, USING THE FOLLOWING CONTROL STATIONS:

**U.S.C. & G.S. STATIONS:**  
LANDER.....PK. NAIL IN STEM OF 1942.....N-591,141.92.....E-1186,787.29  
BRASS CAP (CAP MISSING)  
WOLF.....BRASS CAP -1953.....N-599,140.91.....E-1179,846.19

DISTANCES AND STATIONS SHOWN HEREIN ARE HORIZONTAL. COORDINATES SHOWN HEREIN ARE GRID. GRID FACTOR USED BETWEEN OREGON STATE PLANE COORDINATE SYSTEM AND HORIZONTAL IS 0.9998780 WHICH INCLUDES SCALE AND SEA LEVEL FACTORS.

**INDEX OF DRAWINGS**

SHEET NO.	DESCRIPTION
1	COVER / TYPICAL SECTION
2,3	PLAN AND PROFILE STANDARD DRAWINGS
4	S-100 FENCE
5	S-101A GATE
6	S-110 COUPLING BANDS FOR CORRUGATED METAL PIPE
7	2136 MAILBOX INSTALLATION

- Legend:**
- ROADWAY CENTERLINE CONTROL POINT (NOT MONUMENTED)
  - SET 3/8" x 30" IRON ROD W/ALUMINUM CAP MARKED DOUGLAS CO. RD. DPT R-W
  - FD. MON. (AS SHOWN)
  - ⊙ FD. BRASS CAP (MARKED AS NOTED)

**"ASBUILT"**  
*[Signature]* 12/7/86  
PROJECT INSPECTOR DATE

REGISTERED  
PROFESSIONAL  
LAND SURVEYOR  
*Warren H. Poland*  
OF 250N,  
WARREN H. POLAND  
1302

REGISTERED PROFESSIONAL  
ENGINEER  
*K. Erickson*  
OREGON  
SEPT. 21, 1978  
KATHEN LERDY ERICKSON

REVISIONS			DOUGLAS COUNTY COUNTY ENGINEERING DEPARTMENT RECONSTRUCTION OF MELROSE-FLOURNOY VALLEY RD. NO. 51		
Engr.	Drawn	Checked	K.L. ERICKSON, Date JULY 1986	Scale AS SHOWN	County Engineer Drwg. No. SHEET 1 OF 7
<i>[Signature]</i>	JLM	WHP			

0100018C